

# GUILTY: Early Elementary Lesson Pack

## Table of Contents:

Lesson One: Decide Now to Stand Strong

Lesson Two: Do I Really Wanna Be Guilty?

Lesson Three: God Gives Me the Choice to Obey

Lesson Four: Obey God No Matter What

# Lesson One: Decide Now to Stand Strong (Early Elementary)

## Lesson Theme

I will love God and always try to do the right thing.

## Theme Verse

“ . . . Daniel was determined not to violate God’s law and defile himself . . . ”  
(Daniel 1:8 VOICE)

. . . Daniel resolved not to defile himself . . . ” (Daniel 1:8 NIV)

## Bible Story - Daniel in Babylon

### Ice Breaker Questions

Start the class time with the ‘What is your name?’ (Activity Sheet 1.1)

#### What You Need:

- Self-adhesive name tags (enough for two per student)
- Copies of Activity Sheet 1.1 and washable markers

#### What To Do:

- Have each student print his/her name on a self-adhesive name tag and apply the tag to their clothes.
- Read all the names as you greet the students, complimenting each name, such as “Jennifer is such a pretty name!” or “I like your name, Richard. Did you know that there have been kings with your name?” or “Susanna, did you know your name is in the Bible?” Show them your name and let them know how you wish to be addressed . . . such as “Mrs. Ruth” or “Mr. Dan.”
- Ask them if they like their names, or would they like to have another name?
- Then explain, “Today we are going to meet Daniel, a boy in the Bible who had to leave his home and go to another country and

was given a new name! And he probably didn't like his new name very much because it was strange . . . Belteshazzar!!! Who would like a name like that? We're gonna call him by his real name . . . Daniel."

- Give each student a copy of Activity Sheet 1.1 and another self-adhesive name tag. They should write "Daniel" on the name tag and then adhere it to the coloring page of Daniel. The page may be colored at a later time.

### *Active Listening Activity*

What You Need:

- Lanyards can be a piece of poster board with string or ribbon attached to hang around neck . . . essentially a "sign" to designate each character.
- Crowns can be poster board/cardstock crowns covered in aluminum foil, or even Burger King crowns with name glued on the front.

Before sharing the Bible story, assign the following characters and props to students in your group:

- |   |                         |
|---|-------------------------|
| 1) King Jehoiakim – King of Judah             | Crown w/his name on it. |
| 2) King Nebuchadnezzar – King of Babylon      | Crown w/his name on it. |
| 3) Daniel – Jewish teenager                   | Lanyard w/his name      |
| 4) Hananiah – Jewish teenager                 | Lanyard w/his name      |
| 5) Mishael – Jewish teenager                  | Lanyard w/his name      |
| 6) Azariah – Jewish teenager                  | Lanyard w/his name      |
| 7) Chief Ashpenaz – Babylonian official       | Lanyard & toy sword     |
| 8) Guard – assigned to Daniel and his friends | Lanyard & toy sword     |

Divide the rest of the class into "Jews" and "Babylonians." Have each group sit together. If you want, you can prepare self-adhesive name tags with "Jew" and "Babylonian" on them and give to the members of each group.

As you tell the following story, each character should stand when the story mentions him. The "Jews" should stand when you talk about King Jehoiakim. The "Babylonians" should stand when you mention Babylon. You may have to coach the students when to stand and when to be seated. Some coaching suggestions are included. The constant up-and-down movement is intentional

and should add to the fun. A plus sign (+) in the story indicates movement of the characters.

### Daniel I (*Paraphrase*)

When Daniel (+) was a teen-ager, he lived in a country called Judah. All of the people in that country were called Jews, so that means that Daniel was a Jew. One day, a really big country called Babylon (+) decided to send a lot of soldiers and take over the country of Judah. The leader of Babylon was King Nebuchadnezzar. (+) So King Nebuchadnezzar and all his soldiers rode into Judah and captured the people. (*all seated*)

King Nebuchadnezzar (+) had a military leader called Chief Ashpenaz. (+) The king told Chief Ashpenaz to find some teen-aged boys in Judah and bring them to Babylon (+) so they could be trained to work in the king's castle. The king told Chief Ashpenaz to only choose strong, handsome and smart boys. (*all seated*)

The Bible tells us about four of those boys . . . their names were Daniel, Hananiah, Mishael and Azariah. (+)

When they finally reached Babylon, Chief Ashpenaz (+) put the four boys in school so that they would be like other boys in Babylon. They were to go to school for three years.

Chief Ashpenaz also changed their names to Babylonian names! Daniel was named Belteshazzar, Hananiah was named Shadrach, Mishael was named Meshach and Azariah was named Abednego. (*all seated*)

Daniel and his friends (+) were also given meat and wine and other foods from the king's (+) own dinner table. This was the best food in the land, because it was the king's food! (*King seated*)

Daniel and his friends, however, decided that they would not eat the meat nor drink the wine because it would be breaking God's law to the Jews. God had told the Jews that they could not eat certain foods, like pork, and they were not to drink wine.

Since Daniel and his friends loved God very much and had loved God for a long time, they knew that eating these foods and drinking the wine would be disobeying God's rules. So they said "we can't do that!"

They went to Chief Ashpenaz (+) and asked if they could just have vegetables to eat and water to drink. Chief Ashpenaz really liked Daniel and his friends, and really wanted to help them, but he was worried that the king (+) would be angry if he did not follow the rules! So Chief Ashpenaz said "I cannot change the king's rules." (*King seated*)

Chief Ashpenaz left the 4 boys in the care of a guard. (+) (*Ashpenaz seated*) So Daniel went to the guard and asked if they could eat meat and drink water for only ten days. Daniel told the guard that they would be stronger and healthier if they could only eat veggies and water for ten days . . . and then the guard could check them out and decide for himself.

The guard agreed on the 10-day diet of veggies and water. And then, at the end of ten days, the guard checked out Daniel and his friends, and sure enough! They looked healthier and they were stronger than all the rest of the kids! So the guard agreed to let them eat veggies and water for the rest of the 3 years. (*Guard seated*)

Daniel and his friends got smarter and smarter, because God gave them their "smarts," and God gave Daniel an extra-special ability to understand dreams! (*Daniel & friends seated*)

At the end of the three years, Chief Ashpenaz (+) brought Daniel and his friends (+) in to see the king. (+) The king spent some time talking to Daniel and his friends, and the king said that they were the smartest of all the kids, and he wanted them to be part of his crew. The king said that Daniel and his friends were ten times smarter than the king's smartest men! The end! (*All seated*)

**Optional Repeat:** If time permits, you can repeat the story, since the students will better understand their roles after an initial practice run. Also, you might wish to change the characters for the second run.

## Review Activity

### Daniel's Story

#### What You Need:

- One deck of UNO Cards or print out the cards in Activity Sheet 1.2
- Several copies of “Daniel’s Story” Event Cards Activity Sheet 1.3

#### What To Do:

- Divide the class into groups of four or five students each.
- Distribute one set of “Daniel’s Story” Event Cards to each group.
- Explain that there are nine events that occurred in our story today. The goal for each group is to put the events in order as they happened by putting the corresponding UNO card on that sheet of paper.
- While the students are working in their small groups, ask any of the following review questions necessary to help them remember the order of the events.
- If the students are struggling to get the right order of events; after about five minutes, allow the students to look in the Bible in Daniel 1 to help them.

### Review Questions

Where were Daniel and his friends from originally?

(Judah)

What happened to their homeland? What happened to them as a result?

(The Babylonians overthrew them. Many were taken captive to Babylon.)

What happened to Daniel and his friends when they arrived in Babylon?

(They were given new names and told to eat the king’s food.)

Why did Daniel and his friends not want to eat the king’s food?

(God’s Law commanded they not eat that type of food. They wanted to obey God’s Law more than the law of Babylon.)

Who was the man in charge of Daniel and his friends?  
(Ashpenaz)

What did Daniel ask the man in charge as a favor? What did he say? Why?  
(He asked to eat vegetables and drink water. He said “No!” because he didn’t want to be the one to explain to the king why they looked weak.)

When Ashpenaz finally gave in to Daniel’s request, what was the result?  
(Daniel and his friends appeared stronger than the all the other young men in Babylon.)

How did the king react when he saw Daniel and his friends?  
(The king thought they were 10 times smarter than the king’s smartest men.)

## Activities & Games

### Do the Right Thing

What You Need:

- On card stock, print out a single copy of “Do the Right Thing” Scenario Cards which is Activity Sheet 1.4.
- Scissors and 14 envelopes

What to Do:

- Explain that Daniel did the right thing. He obeyed the rules that God had given him, even when it was hard, and God rewarded him for obeying the rules.
- Cut out the scenario cards and place each card inside an envelope. Distribute the envelopes to 14 volunteers.
- One by one, each volunteer should open the envelope—when instructed—and read the scenario aloud. Then they should decide what the right thing to do would be. After sharing their answers, ask other students to comment also.

Application:

- Sometimes—many times—it is very difficult to know what to do when we are under pressure. We must decide beforehand to obey God, even when the choices are hard.

## Memory Verse Game

### What You Need:

- Post-It Notes and marker
- Poster board with a picture of a scroll drawn on it. For an example, see Activity Sheet 1.6.

### What to Do:

- Write each word of the memory verse on a sticky note. (“Daniel was determined not to violate God’s law and defile himself.”)
- Place the sticky notes in a random order on the bottom of the “Scroll Poster.”
- Let students try to put the words in the right order.
- An example of this game is found online at:  
<http://www.daniellesplace.com/html/fast-easy-bible-games.html#sticky>
- For an extra challenge, include words that are not in today’s memory verse.

## Activity Sheets/Coloring Pages

- 1.1 – “What Is Your Name?” Coloring Sheet
- 1.2 – “Daniel’s Story” Number Cards
- 1.3 – “Daniel’s Story” Event Cards
- 1.4 – “Do the Right Thing” Scenario Cards
- 1.5 – “Choose to Obey God” Coloring Sheet
- 1.6 – “Memory Verse Game – Scroll”





# WHAT IS YOUR NAME?

---



# DANIEL'S STORY NUMBERS



Print and cut out one set of numbers for each small group of 4 to 5 students.



Ashpenaz would not let Daniel & his friends eat just veggies.



After 10 days, Daniel & his friends were stronger than all the others.



The soldiers from Babylon captured Judah.

---



Daniel asked Ashpenaz  
if they could eat veggies  
and drink water.



The soldiers from Babylon  
took Daniel and his  
friends into captivity.



Daniel and his friends  
were given new names.

---



Daniel asked the guard if they could eat veggies and drink water for 10 days.



The king thought Daniel & his friends were 10 times smarter than his smartest men.



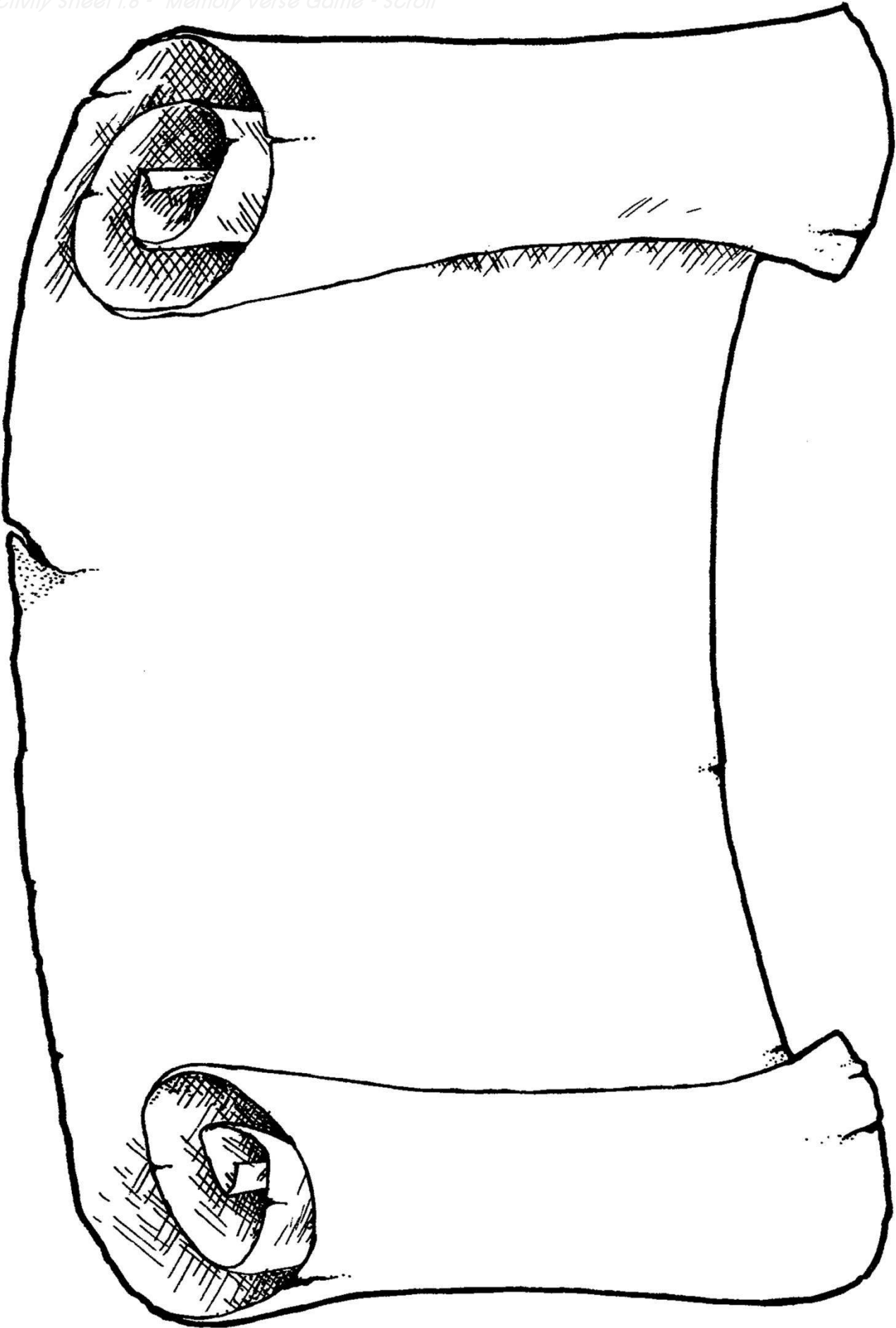
The guard said “Yes. You can eat veggies and drink water for 10 days.”

---

<p>IF YOU FOUND \$10 IN THE BACK SEAT OF YOUR FAMILY CAR, WHAT IS THE RIGHT THING TO DO?</p>	<p>IF YOU BROKE A LAMP AT HOME WHEN NO ONE WAS AROUND, WHAT IS THE RIGHT THING TO DO?</p>
<p>IF YOUR BROTHER OR SISTER LOST THEIR TOY, AND YOU KNEW WHERE IT WAS, WHAT IS THE RIGHT THING TO DO?</p>	<p>IF YOUR DAD TELLS YOU NOT TO PLAY VIDEO GAMES AT YOUR FRIEND'S HOUSE, BUT YOUR FRIEND WANTS YOU TO, WHAT IS THE RIGHT THING TO DO?</p>
<p>IF YOUR LITTLE BROTHER OR SISTER TAKES ONE OF YOUR TOYS, WHAT IS THE RIGHT THING TO DO?</p>	<p>IF YOU ARE IN WALMART AND YOUR FRIEND WANTS YOU TO STEAL SOME CANDY, WHAT IS THE RIGHT THING TO DO?</p>
<p>IF YOU ARE IN CHURCH AND YOUR FRIEND KEEPS TRYING TO GET YOU TO LAUGH, WHAT IS THE RIGHT THING TO DO?</p>	<p>IF YOUR FRIEND AT SCHOOL DOES NOT GO TO CHURCH, WHAT IS THE RIGHT THING TO DO?</p>
<p>IF YOUR FRIEND THROWS TRASH ON THE GROUND AT THE PARK, WHAT IS THE RIGHT THING TO DO?</p>	<p>IF YOU THINK ABOUT CHEATING ON A GAME SO YOU CAN WIN, WHAT IS THE RIGHT THING TO DO?</p>
<p>IF SOMEBODY SAYS A REALLY BAD WORD AT SCHOOL, WHAT IS THE RIGHT THING TO DO?</p>	<p>IF SOMEBODY JUST SAID SOMETHING MEAN TO YOU, WHAT IS THE RIGHT THING TO DO?</p>
<p>IF YOUR MOM TOLD YOU TO CLEAN YOUR ROOM, BUT YOU WANT TO WATCH TV, WHAT IS THE RIGHT THING TO DO?</p>	<p>IF YOU THINK THAT YOU WILL GET IN TROUBLE IF YOU TELL THE TRUTH, WHAT IS THE RIGHT THING TO DO?</p>



Daniel  
and his friends  
choose to  
obey God!



# MEMORY VERSE GAME SCROLL



## Lesson Two: Do I Really 'Wanna' Be Guilty? (Early Elementary)

### Lesson Theme

God is always there for me. He is able to save and rescue me.

### Bible Story - Daniel in the Lions' Den

#### *Active Listening Activity*

Before sharing the Bible story, teach the students four movements for them to do when they hear the matching words in the Bible story:

- 9) king – pretend to put on a crown
- 10) Shadrach, Meshach and Abednego – hold up 3 fingers
- 11) Furnace – fan your face (like it's hot)
- 12) God – point up

#### *Daniel 3 (Paraphrase)*

King Nebuchadnezzar made a huge statue (90 feet tall) in Babylon and sent for everyone to come to the dedication of the statue. Everyone who came to the dedication heard "You are commanded to fall down and worship the golden image every time you hear music. Anyone who doesn't fall down and worship the golden image will immediately be thrown into a fiery furnace!"

When the music played, the Chaldeans tattled on the Jews and told the king that Shadrach, Meshach, and Abednego weren't bowing and worshiping the statue like he commanded.

King Nebuchadnezzar was furious! He commanded that Shadrach, Meshach, and Abednego be brought before him. When they arrived he asked them, "Is it true that you do not serve my gods or worship the image I set up? When you hear the music, if you fall down and worship the statue, all will be

forgiven, but if you do not worship the statue, I will immediately throw you into the fiery furnace! What god that can save you?"

Shadrach, Meshach, and Abednego answered the king and said, "We don't have to explain ourselves to you. If this is your rule, our God can save us from the fiery furnace and from your anger O King. But if our God doesn't save us, we will still not serve your gods or worship your statue!"

Then King Nebuchadnezzar was filled with rage against Shadrach, Meshach, and Abednego and he ordered the furnace to be heated to seven times hotter than normal. He ordered some of his strongest men (aka mighty men) to bind Shadrach, Meshach, and Abednego and to throw them into the fiery furnace. Because the king's order was so urgent and the furnace was overheated, as the mighty men were throwing Shadrach, Meshach, and Abednego into the furnace, they died from the heat.

The King was watching all of this and suddenly he jumped up and asked his counselors, "Didn't we throw three men into the fire?" They answered him "Yes, only three" and the King responded, "But I see four men walking around in the fire! They aren't hurt or burned, and the fourth man looks like a son of the gods!"

Then Nebuchadnezzar went to the door of the fiery furnace and said, "Shadrach, Meshach, and Abednego, servants of the Most High God, get out of there and come here!" So Shadrach, Meshach, and Abednego came out of the fire and all the governors, counselors, and rulers of the land saw that the fire didn't harm them. The hairs on their heads were not singed, their cloaks were not burned, they didn't even smell like smoke! Nebuchadnezzar saw this too and said, "Blessed be the god of Shadrach, Meshach, and Abednego, who saved his servants from the fiery furnace! They trusted in Him and chose the fiery furnace over worshipping any god but their own. Because of this, I make a decree that Any people, nation, or language that speaks anything against their God will be killed and their houses destroyed. There is no other god who is able to rescue the way that Shadrach, Meshach, and Abednego's God does." Then the king promoted them in Babylon.

## Review Questions

How tall was the golden statue that Nebuchadnezzar built? What is something that you have seen that is as tall as that statue?

(90 feet tall; that is the equivalent to a nine story building)

What were the people commanded to do when they heard the music?

(Bow down to the golden statue)

Who told the king that Shadrach, Meshach and Abednego didn't bow down?

Have you ever had someone 'tattle' on you? Why did they do it?

(The Chaldeans or astrologers)

What was the punishment for not bowing to the statue?

(They would be thrown into the fiery furnace.)

Did Shadrach, Meshach and Abednego bow when the music played? Why?

(No! God's law says that we should have no other gods other than the one, true God—Jehovah. They did not want to break God's Law.)

What happened when Shadrach, Meshach and Abednego were thrown in?

(They were unharmed. Another man was seen with them. Etc...)

How many men were in the furnace? Who was the fourth man?

(4, Jesus or the Angel of the Lord)

Probably none of us have ever been thrown into a fiery furnace, but God still wants to save us today. What does it mean to be saved?

*(Shadrach, Meshach, and Abednego literally trusted their lives to God when they stood up to the King and would not bow. This is a beautiful picture of salvation because when we trust God with our lives, He saves us just like He saved Shadrach, Meshach, and Abednego from the fire.*

Give a simple explanation of the gospel—Jesus saves us from our sin!)

## Activities & Games

### Musical Chairs Game (Introductory Activity)

What You Need:

- Chairs (1 less than the number of children)
- Music

#### How to Play:

- Explain that every time the music starts, the students must walk around the chairs in a circle.
- When the music stops, the students must sit down immediately.
- Remove one (or more) chair and continue as time allows.

#### Application:

- Ask the students if it was hard to stand up as soon as the music started and sit down as soon as it ended.
- Explain that music is a part of today's Bible story.

## Popcorn Toss

#### What You Need:

- Popcorn

#### How to Make It:

- Have students line up in two lines facing each other, 10 feet apart.
- Instruct the children that on your signal, they will toss the piece of popcorn 10 feet across the aisle to the person directly facing them in the other line.
- Many of the tosses will fall short since the children are so far apart.
- Keep a record of the number of successful throws.
- Now let the other line take one 'small' step forward and give them an opportunity to throw a piece of popcorn to the other line.
- Continue this process—each time moving closer—until the children can simply drop the popcorn into the hands of the other child, resulting in no misses.

#### Application:


- Tell the students that the popcorn in this activity represents our relationship with God.
- Explain that our relationship with God is like what just happened—the further away from each other, the harder it was to catch the popcorn. The further we are from God, the harder it is to have a relationship with Him.

- On the other hand, the closer we are to God, the easier it will be to have a strong relationship with Him.
- So how do we get close to God?
  - Trust in Him as our Savior
  - Read our Bible and pray every day
  - Go to church and learn more about Him
- Remind the students that God loves us and always knows what we are going through. He has the power to rescue us from any situation.

### Activity Sheets/Coloring Pages


- 2.1 – “The Fiery Furnace” Coloring Page
- 2.2 – “Shadrach, Meshach & Abednego” Coloring Page
- 2.3 – “Fiery Furnace” Hand Spinner
- 2.4 – Word Search
- 2.5 – Shadrach, Meshach & Abednego Maze


## The Fiery Furnace




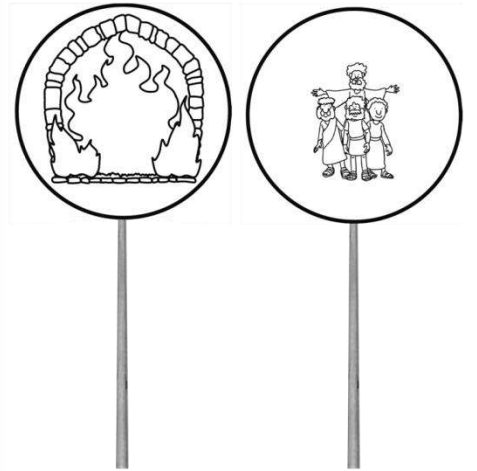
**“O Nebuchadnezzar, we do not need to defend ourselves before you. If we are thrown into the blazing furnace, the God whom we serve is able to save us. He will rescue us from your power, Your Majesty. But even if he doesn't, we want to make it clear to you, Your Majesty, that we will never serve your gods or worship the gold statue you have set up.”**

# Shadrach, Meshach and Abednego





# Fiery Furnace Hand Spinner





# Shadrach, Meshach & Abednego Word Search


G Y E S T B N O L Y B A B E F  
C G V T C X E T R U S T Y L A  
H V A A E T S L N E T G O C I  
D R R T G C M H I R D K J A T  
N E B U C H A D N E Z Z A R H  
G R U E A R C N U Y V F G I F  
O N A N M I B C R J R E O M U  
L V G E S O S G W U Z G D U L  
D E D U W E T O H Q F W N A R  
L W M M R W O R S H I P E A Y

ANGEL  
ANGRY  
BABYLON  
BELIEVED  
BOW  
BRAVE  
FAITHFUL  
FOUR  
FURNACE  
GOLD  
HOT  
MIRACLE  
MUSIC  
NEBUCHADNEZZAR  
RESCUED  
STATUE  
TRUST  
UNHARMED  
WORSHIP



# Shadrach, Meshach and Abednego Maze

Help King Nebuchadnezzar see the FOUR men in the fire and free them.



## Lesson Three: God Gives Me the Choice to Obey (Early Elementary)

### Lesson Theme

I have the choice to obey or not obey God, but there will be consequences if I choose to disobey Him. I will choose to do what is right!

### Theme Verse

“Make a *clean* break with your sins and invest in what is right.” (4:27 VOICE)

## Bible Story - Nebuchadnezzar's Pride & Punishment

### *Active Listening Activity*

*Before sharing the Bible story, give each student a piece of paper (use Activity Sheet 3.1 if you want it to look like a story board) and ask them to draw a picture of what is happening in the story.*

### *Daniel 4 (Paraphrase)*

A long time ago in a land far, far away called Babylon, there lived a king. This king's name was Nebuchadnezzar. King Nebuchadnezzar was the greatest king of one of the greatest kingdom that ever existed. All this 'greatness' kind of went to the king's head. He became very proud of all he had accomplished.

One day, while Nebuchadnezzar was sleeping, God sent him a vision. He had a vision of a giant tree that was tall and green, and it provided shade and fruit for everyone—birds, animals and even people. But in his vision, a holy messenger commanded that the tree be chopped down, leaving only the stump to remind the people of the greatness of the tree.

One of the king's wise men, Daniel, explained the dream to the king. He said, “Here is what the dream means: the kingdom of Babylon will fall and you, O King, will live outside and eat grass like an animal for seven years. God is

doing this to you so you will learn that He is the one who rules over the kingdoms of the world.” Then Daniel begged the king, “Please take my advice. Stop sinning and do what is right. Break from your wicked past and be merciful to the poor. Show God that you’ve really changed and then maybe he will change His mind and let you remain as king.”

The king did not change. In fact, a whole year went by and nothing ever happened. Then one day, as King Nebuchadnezzar was looking out from the roof of his palace, he said, “Look at what an awesome city I have built. Babylon is my creation. I built this by my own power. I built this as my royal home so everyone can see how awesome I am.”

As the king was saying those words, a holy messenger came down and proclaimed, “O King Nebuchadnezzar, you are no longer the king of this kingdom. You will no longer live like a real person; you will live in the fields with the wild animals and eat grass to keep you alive. For seven years, you will live like that. Then we will see if you have changed your attitude and recognize that God is the One who is really in control.”

And so it happened, just as the holy messenger said...

You see, King Nebuchadnezzar was also given a choice to honor and recognize God as the ruler over everything. Do you remember what Daniel said would happen to him? Just after declaring how great he was and how awesome the city of Babylon was, God declared that he would lose his kingship and live like an animal for seven whole years. So Nebuchadnezzar lived out in the fields like an animal for seven years.

At the end of that seven years of living like an animal, the Bible tells us that Nebuchadnezzar looked up to heaven—his sanity restored—and he ‘praised and worshipped the Most High and honored the one who lives forever’ (Daniel 4:34a). In fact, Nebuchadnezzar went on to say this about God:

His rule is everlasting,  
and his kingdom is eternal.  
All the people of the earth  
are nothing compared to him.  
He does as he pleases  
among the angels of heaven

and among the people of the earth.  
No one can stop him or say to him,  
'What do you mean by doing these things?'

"When my sanity returned to me, so did my honor and glory and kingdom. My advisers and nobles sought me out, and I was restored as head of my kingdom, with even greater honor than before.

"Now I, Nebuchadnezzar, praise and glorify and honor the King of heaven. All his acts are just and true, and he is able to humble the proud." (Daniel 4:34b-37)

When Nebuchadnezzar recognized God as the supreme ruler of all things, God restored him as the King over the Babylonian Empire. But there was even more to it than that! You see, Nebuchadnezzar recognized that before his seven years living like a wild animal, he was a very prideful person. The king realized that God was the one who humbled him and brought him to a point of repentance.

The Bible says, "God opposes the proud, but gives grace to the humble" (Proverbs 3:34, James 4:6 and 1 Peter 5:5). The Bible also tells us that God hates a prideful attitude (Proverbs 6:16-17), and He will do whatever it takes to humble us and bring us to repentance!

What is it going to take in your life for God to get your attention?

When faced with this decision, will you choose your way or God's way?

## Review Questions

How did King Nebuchadnezzar feel when he looked out at Babylon?  
(He was filled with pride. He saw it as his greatest accomplishment.)

What was Nebuchadnezzar's dream? Who told the king what it meant? What did he say? (He dreamed of a great tree that would be chopped down, leaving only the stump of the tree. This meant that he no longer be the king of Babylon. He also dreamed of a man whose mind changed from a man to an animal. Daniel told him that he was that man.)

Why did God make Nebuchadnezzar live like an animal?

(It was God's plan to humble him so he would recognize that God is the ruler over everything.)

What happened when the seven years were over?

(God allowed him to think like a human again and he once again became the king of Babylon. He praised God for being in control of everything, including the King of Babylon.)

When faced with the decision to obey God or do what you want, what will you do?

Why is it important to obey God?

## Activities & Games

### Building Block Challenge (Introductory Activity)

What You Need:

- Multiple, matching sets of building blocks (wooden blocks, legos, etc.)
- Flat surface that is sturdy for the students to work on. This can be the floor if solid table tops are not available.

How to Play:

- Divide the group into multiple teams (however many sets of blocks that you have available).
- Explain to the students that the goal of this activity is to build the most unique structure out of the sets of blocks within 3 minutes. After the students complete their structures, take pictures of each one with a digital camera.
- Next, explain that they will have another 3 minutes to build the tallest and strongest tower possible out of their sets of building blocks. Again, take pictures of each tower when completed.

Application:

- Ask the students how they felt about their structures. "Was yours the best out of all of them?"
- Explain that the man in our story today was a great builder just like them, but his problem was that he was too proud of what he built.

## Loud & Proud Role Play

### What You Need:

- Imagination and a little extra time.

### How to Do It:

- Role play with students by asking them what they feel they are gifted at. If they don't know, ask them what others have said they do really well.
- Using their answer, ask the class to role play what a person who is filled with pride says when a compliment is given.
- Then allow them to share ways they can respond that point others to God because He is the one who gave them that ability.


### Application:

- The goal of this exercise is to help the students understand that what they say when complemented can come across as boastful and proud—and help them to know what to say instead.
- Be sure to point out that we need to give God the glory when we are able to do something well.


## Activity Sheets/Coloring Pages

- 3.1 – Nebuchadnezzar's Story Board
- 3.2 – "Nebuchadnezzar's Dream" Coloring Page
- 3.3 – "Nebuchadnezzar" Coloring Page
- 3.4 – "Obedience" Coloring Page
- 3.5 – "Nebuchadnezzar" Word Search


# NEBUCHADNEZZAR STORY BOARD




---



---




---



---






God used Daniel to interpret King Nebuchadnezzar's dream. Because of Nebuchadnezzar's pride, God was going to punish him for seven years by driving him away from his kingdom and making his mind like an animal's (Daniel 4:23).



“That same hour the judgment was fulfilled, and Nebuchadnezzar was driven from human society. He ate grass like a cow, and he was drenched with the dew of heaven. He lived this way until his hair was as long as eagles’ feathers and his nails were like birds’ claws.” (Daniel 4:33)



Make a clean break  
with your sins and  
invest in what is right.

Daniel 4:27

# NEBUCHADNEZZAR WORD SEARCH

B H E L B P N T V P W B J R I  
L U O D Z H V B Q P Z K T P L  
E Q O R F Z Q I Z E K E E N S  
S S C E H I H T U R T C J O T  
S S N O L Y B A B S K L Z S F  
E I F U N V T A U G Q A Z A A  
D L K W G V A M A D J W K E Y  
J S B J L B Q D N E B S C R Y  
Q R A Z Z E N D A H C U B E N  
I J Y N G Q F T M P B S T I O  
K F E D I R P Y G Z R S I Q O  
T F N S R Y H L F C R A O D T  
D E P A R T E D H C I R T J E  
D O M Z Q E P I A Q A G A Q N  
Y P H K I L J O W I H F N R F

**BABYLON**

**GRASS**

**PRIDE**

**BLESSED**

**HAIR**

**REASON**

**CLAWS**

**NEBUCHADNEZZAR**

**TRUTH**

**DEPARTED**

**OXEN**

## Lesson Four: Obey God No Matter What (Early Elementary)

### Lesson Theme

God loves me and always knows what I am going through. He wants me to obey Him no matter what the consequences might be.

### Bible Story - Daniel in the Lions' Den

#### *Active Listening Activity*

*Before sharing the Bible story, teach the students four movements for them to do when they hear the matching words in the Bible story:*

- 13)        *king – pretend to put on a crown*
- 14)        *God/Jehovah – point up*
- 15)        *pray – fold hands together*
- 16)        *lion – hold hands out like lion's paws*

#### *Daniel 6 (Paraphrase)*

Darius became the new king of Babylon and put Daniel in charge of the whole empire. All of the other officials became jealous of Daniel. They looked for ways to get Daniel in trouble, but could not find anything that Daniel had done that was wrong.

The officials knew that Daniel worshiped the God of the Hebrews, Jehovah. They decided to use this against him. They convinced King Darius to make a new law that said for 30 days no one could pray to any god or man except King Darius. Anyone who broke this law would be sentenced to death by being thrown into the den of lions.

Because the law of that empire was very strict, once King Darius signed this new law it could not be changed—not even by King Darius himself. When Daniel heard about the law, he went to his house, knelt down by an open window, and prayed to God. He knew that he was breaking King Darius' law, but he was obeying God just as he had always done before. He was more concerned about obeying God than the king.

The officials told King Darius what happened—how that Daniel had broken the new law. When Darius heard this, he became very sad, because Daniel was his friend. All day long, he tried to figure out a way to save Daniel. But, at the end of the day, King Darius had to carry obey the law and sentence Daniel to death in the lions' den.

As Daniel was being taken to the lions' den, Darius said, "I hope that your God will rescue you, Daniel!" The king left, and Daniel was cast into the den of lions. That night, the king could not sleep. Early the next morning, King Darius ran out to the lions' den and shouted, "Daniel, has your God been able to save you from the hungry lions?"

Daniel said, "My God sent His angel and shut the mouths' of the lions. They have not hurt me." This made the king very happy. He ordered that Daniel be taken up out of the lions' den and all the men who had tried to trap Daniel were thrown in. Then Darius wrote a new law that everyone in all the empire should worship the God of Daniel—Jehovah.

## Review Questions

Who became king after Belshazzar?

(Darius)

What was Daniel's position in the government?

(He was put in charge of the empire.)

What new law did King Darius sign?

(No one could pray to any god or man other than the king for 30 days.)

What did Daniel do when he found out about this new law?

(He continued to do what he always did—he prayed to God three times a day.)

How did the king feel when he found out that Daniel had disobeyed the new law?

(He was very sad and tried to figure out how to save Daniel from the punishment.)

What happened when Daniel was thrown into the den of lions?

(God sent an angel to protect him and close the mouths of the lions.)

After Daniel was taken up from the lions' den, what new law did the king declare?

(Everyone in all the empire should worship the God of Daniel.)

## Activities & Games

### The Secret Animal Game (Introductory Activity)

#### What You Need:

- Scissors
- Secret Animal Game Cards (print out Activity Sheet 4.1 in either color or B&W)
- Enough cards for each student to have one.
- Be sure that every card has a match. You don't want a student to be isolated without a partner at the end of the game.

#### How to Play:

- Distribute Game Cards and ask kids to keep their animals a secret. Be sure everyone knows what sound the animal makes that is on their card.
- Explain that at your signal all students will make the sound their animals make and will walk around listening for others who are making the same animal sound.
- Signal the students to begin making their animal sounds—no talking allowed.
- Once everyone has found their partners, if time permits, repeat the activity.

#### Application:

- Ask the students to tell which one of the animals they heard was a wild animal.
- Explain that wild animals are part of today's Bible story.

### Broom Hockey

#### What You Need:

- 2 brooms
- 32 paper plates—On the front and back of each plate write 1 letter:
  - D.A.N.I.E.L.

- P.R.A.Y.E.R.
  - G.O.D. K.N.O.W.S. M.E.
  - A.L.W.A.Y.S. O.B.E.Y.
- 4 chairs (2 at each end of the room) – Place the chairs at opposite end of the rooms to serve as goals.

#### How to Play:

- Form two teams, one at each goal. Randomly scatter all of the paper plates on the floor.
- Assign one team the word *Daniel* and the other team the word *prayer*. (Assign each child a letter, if desired.)
- Give one student on each team a broom.
- Instruct the student to find a plate with a letter from his word (or his assigned letter), sweep it into his goal, and then hand the broom to a team member.
- After kids sweep all their letters through the goal, teams must arrange the letters to make the assigned word and explain the importance of the word in today’s Bible story.

#### Application:



















- Talk about how Daniel prayed to God when he was in the lions’ den.
- Play a second round and assign the words *God Knows Me* to one team and *Always Obey* to the second team.
- Remind the students that God loves us and always knows what we are going through. He wants us to always obey Him—no matter the outcome.

### Activity Sheets/Coloring Pages



















- 4.1a – “The Secret Animal Game”
- 4.1b – “The Secret Animal Game”
- 4.2 – Hebrews 13:6
- 4.3 – Daniel Relaxing
- 4.4 – Daniel Praying



Activity Sheet 4.1a - Daniel in the Lions' Den - "The Secret Animal Game"

 <p>Lion</p>	 <p>Pig</p>	 <p>Cow</p>
 <p>Lion</p>	 <p>Pig</p>	 <p>Cow</p>
 <p>Parrot</p>	 <p>Dog</p>	 <p>Cat</p>
 <p>Parrot</p>	 <p>Dog</p>	 <p>Cat</p>
 <p>Horse</p>	 <p>Sheep</p>	 <p>Chicken</p>
 <p>Horse</p>	 <p>Sheep</p>	 <p>Chicken</p>

Activity Sheet 4.1b - Daniel in the Lions' Den - "The Secret Animal Game"

 <p>Lion</p>	 <p>Pig</p>	 <p>Cow</p>
 <p>Lion</p>	 <p>Pig</p>	 <p>Cow</p>
 <p>Parrot</p>	 <p>Dog</p>	 <p>Cat</p>
 <p>Parrot</p>	 <p>Dog</p>	 <p>Cat</p>
 <p>Horse</p>	 <p>Sheep</p>	 <p>Chicken</p>
 <p>Horse</p>	 <p>Sheep</p>	 <p>Chicken</p>

# Daniel in the Lions' Den



The Lord is my help—  
I won't be afraid of  
anything. How can  
anyone harm me?

Hebrews 13:6



# DANIEL IN THE LIONS' DEN

# Daniel in the Lions Den

