

GUILTY: Preschool Lesson Pack

Table of Contents:

Lesson One: Decide Now to Stand Strong

Lesson Two: Obey God Even When It Is Hard

Lesson Three: God Gives Me the Choice to Obey

Lesson Four: Obey God No Matter What

Lesson One: Decide Now to Stand Strong (Preschool)

Lesson Theme

I will love God and will always try to obey God's rules.

Theme Verse

“. . . Daniel was determined not to violate God's law and defile himself . . .”
(Daniel 1:8 VOICE)

“. . . Daniel resolved not to defile himself . . .” (Daniel 1:8 NIV)

“Daniel decided to obey God” (Paraphrase)

Bible Story - Daniel in the Lions' Den

Ice Breaker Questions

Start the class time with the 'What is your name?' (Activity Sheet 1.1)

What You Need:

- Self-adhesive name tags (enough for two per student)
- Copies of Activity Sheet 1.1 and washable markers
- Crayons or colored pencils

What To Do:

- Print each student's name on a self-adhesive name tag and apply the tag to their clothes.
- Read all the names as you greet the students, complimenting each name, such as “Jennifer is such a pretty name!” or “I like your name, Richard. Did you know that there have been kings with your name?” or “Susanna, did you know your name is in the Bible?” Show them your name and let them know how you wish to be addressed . . . such as “Mrs. Ruth” or “Mr. Dan.”

- Ask them if they like their names, or would they like to have another name?
- Then explain, “Today we are going to meet Daniel, a boy in the Bible who had to leave his home and go to another country and was given a new name! And he probably didn’t like his new name very much because it was strange . . . Belteshazzar!!! Who would like a name like that? We’re gonna call him by his real name . . . Daniel.”
- Give each student a copy of Activity Sheet 1.1 and another self-adhesive name tag with the name “Daniel” written on it. Adhere the name tag to the coloring page of Daniel.
- Provide crayons and let the students color the picture of Daniel.

Application

- While they are coloring, set the stage for the story by asking the Ice Breaker Questions.
 - What is Daniel doing in this picture?
 - Why do you think Daniel liked to pray?
- Make the point that Daniel loved God and always wanted to obey Him.

Active Listening Activity

What You Need:

- *One red headband and three black headbands*
- *Crowns can be poster board/cardstock crowns covered in aluminum foil, or even Burger King crowns with name glued on the front.*

Before sharing the Bible story, assign the following characters and props to students in your group:

- | | |
|---|-------------------------|
| 1) King Nebuchadnezzar – King of Babylon | Crown w/his name on it. |
| 2) Daniel – Jewish teenager | Red Headband |
| 3) Daniel’s Friends – Jewish teenager | Black Headband |
| 4) Chief Ashpenaz – Babylonian official | Toy sword |
| Guards – assigned to Daniel and his friends | Toy swords |

Notes:

- If 'Nebuchadnezzar' is too difficult to say, just call him the 'King,' and if 'Ashpenaz' is too difficult, just call him the 'Chief Guard.'
- If you want to involve more students, you may assign more students to be Daniel's friends or guards. You will need enough props for each student to have the correct prop.
- Swords can be purchased at any discount 'dollar' store or made from simple household items.

As you tell the following story, each character should stand when the story mentions that character. Use a pointer to point out (or tap) the appropriate characters to stand, then use a downward motion to indicate when they should be seated. The constant up-and-down movement is intentional and should add to the fun. A plus sign (+) in the story indicates movement of the characters.

Daniel I (*Paraphrase*)

When Daniel (+) was a boy, he lived in a country called Judah. All of the people in that country were called Jews, so that means that Daniel was a Jew. One day, a really big, mean country called Babylon decided to send a lot of soldiers and take over the country of Judah. The leader of Babylon was King Nebuchadnezzar. (+) So King Nebuchadnezzar and all his soldiers rode into Judah and captured the people. (*all seated*)

King Nebuchadnezzar (+) had a soldier called Ashpenaz. (+) The king told Ashpenaz to find some boys in Judah and bring them to Babylon so they could be trained to work in the king's castle. The king told Ashpenaz to only choose strong, handsome and smart boys. (*both seated*)

One of those boys was named Daniel, and he had three friends that went with him. (+) When they finally reached Babylon, Ashpenaz (+) put the four boys in school so that they would be like other boys in Babylon.

Chief Ashpenaz also changed their names to Babylonian names! Daniel's name was changed to Belshazzar! But we will still call him Daniel! (*all seated*)

Daniel and his friends (+) were also given meat and wine and other foods from the king's (+) own dinner table. This was the best food in the land, because it was the king's food! (*King seated*)

Daniel and his friends saw that this was not healthy food, and God had told them not to eat this food! Daniel had made up his mind that he would not disobey God, so they said, “We can’t eat that food!”

They went to Ashpenaz (+) and asked if they could just have vegetables to eat and water to drink. Now Ashpenaz really liked Daniel and his friends, and really wanted to help them, but he was worried that the king (+) would be angry if he did not follow the rules! So Ashpenaz said, “I cannot change the king’s rules.” (*King seated*)

So Daniel asked again if they could eat vegetables and drink water for only ten days. Daniel said that they would be stronger and healthier if they could only eat veggies and water for ten days. So the guard said, “yes,” and that’s what they did! They ate veggies and drank water for 10 days. (*Ashpenaz seated*)

Guess what happened after 10 days? They were stronger and healthier than all the other boys! And they were smarter than the other boys, too! Because God made them stronger and smarter! (*all seated*)

Ashpenaz (+) brought Daniel and his friends (+) in to see the king. (+) The king sat down and talked to Daniel and his friends, and the king said that they were the smartest of all the kids, and he wanted them to work in the castle with the king! So Daniel and his friends obeyed God, and ate the healthy foods, and God made them strong and smart! It’s always good to obey God!

Recommended Repeat: if time permits, you can repeat the story, since the students will better understand their roles after an initial practice run. Also, you might wish to change the characters for the second run.

Review Questions - “Who said?”

Use the following questions to review the story with the students:

- Who said, “I am a boy and I live in Judah”? (Daniel)
- Who said, “I am coming to capture Judah with my soldiers”? (King)
- Who said, “Daniel, you and your friends are coming with me to Babylon”? (Ashpenaz)
- Who said, “I am going to change your name”? (Ashpenaz)

- Who said, “I have made up my mind. I will obey God”? (Daniel)
- Who said, “We can’t eat that food”? (Daniel)
- Who said, “You have to eat that food because I can’t change the king’s rules”? (Ashpenaz)
- Who said, “Please, can we just eat veggies and drink water for 10 days?” (Daniel)
- Who said, “OK, you can eat veggies and drink water for just 10 days”? (Ashpenaz – *technically, the guard, but they were all guards of Daniel & friends*)
- Who said, “I will take you to see the king, because you are so smart and healthy”? (Ashpenaz)
- Who said, “You boys are smarter than all the other kids. I want you to come to my castle and work for me”? (King)

An easier version of these questions might be more appropriate:

- Who said, “I wear the crown”? (the king)
- Who said, “You have to eat this food”? (the guard)
- Who said, “I won’t eat that food”? (Daniel)
- Who said, “Please, may we have veggies and water”? (Daniel)
- Who said, “You are the strongest and smartest kids in my castle”? (Daniel)

Activities & Games

God’s Rules (Application Activity)

What You Need:

- A sturdy ruler with attached clothespins. Use glue or hot glue to attach the clothespins to the ruler. If you want, use the title at the top of Activity Sheet 1.2 as a label to be glued on the ruler.
- Print out Activity Sheet 1.2 on card stock and cut out the images.

How to Play:

- Ask the students if they know some of God’s rules? Then say, “These are some of God’s rules for us.”
- As you name a rule, let someone clip the image onto the ruler.
 - “God’s most important rule is to love God with all your heart”

- “God says that we should love other people.”
 - “God’s rules say that we should obey our parents and be nice to them”
 - “God says that we should always go to church.”
 - “God says to tell the truth.”
 - “God says to read the Bible so we will learn about Him.”
- After completing the activity, repeat the process, but this time you let the students remember and tell God’s rules. Example: “What is God’s rule about church?” Then let a student clip the image on the yardstick.

Craft Project: Daniel Food Basket

What You Need:

- Crayons or washable markers
- Paper plates and glue
- Print out a copy of Activity Sheet 1.3 for each child on card stock.

How to Make It:

- Cut a paper plate in half. Cut the inside of a second paper plate, leaving the rim.
- Glue one of the paper plate halves to the bottom of the plate rim. Glue the other half to the other side of the rim.
- Paint or color the assembled paper plate basket brown. You can also decorate the basket with a weaving pattern using brown construction paper.
- If desired, all the previous steps could be completed in advance.
- Color and cut out all of the fruits and vegetables.
- Glue the fruit and vegetable pieces inside the basket. Make sure that you can see all the fruits and vegetables sticking out of the basket.

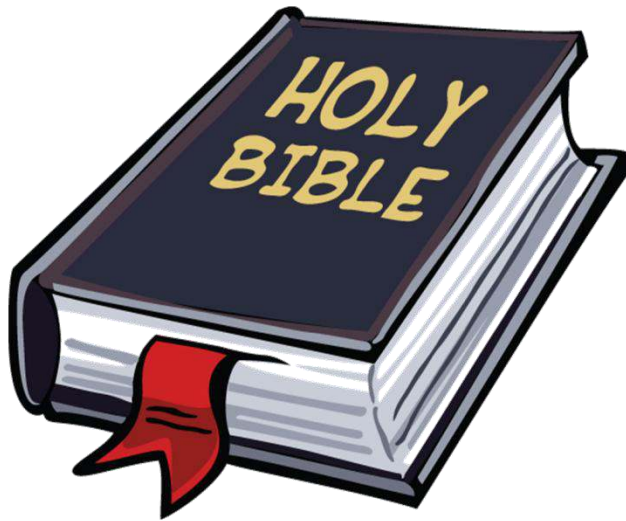
Activity Sheets/Coloring Pages

- 1.1 – “What Is Your Name” Coloring Sheet
- 1.2 – “God’s Rules” Activity
- 1.3 – “Daniel’s Food Basket” Craft Project
- 1.4 – “Choose to Obey God” Coloring Sheet






WHAT IS YOUR NAME?




GOD'S RULES



Daniel's Fruits and Veggies





Daniel
and his friends
choose to
obey God!

Lesson Two: Do I Really 'Wanna' Be Guilty? (Preschool)

Lesson Theme

God is always there for me and helps me.

Bible Story - Daniel in the Lions' Den

Active Listening Activity

Before sharing the Bible story, teach the students four movements for them to do when they hear the matching words in the Bible story:

- 5) king – pretend to put on a crown
- 6) Shadrach, Meshach and Abednego – hold up 3 fingers
- 7) Furnace – fan your face (like it's hot)
- 8) God – point up

Daniel 3 (Paraphrase)

King Nebuchadnezzar made a huge statue in Babylon and sent for everyone to come to the dedication of the statue. Everyone who came to the dedication heard "You are commanded to fall down and worship the golden image every time you hear music. Anyone who doesn't fall down and worship the golden image will immediately be thrown into a fiery furnace!"

When the music played, the Chaldeans tattled on the Jews and told the king that Shadrach, Meshach, and Abednego weren't bowing and worshipping the statue like he commanded.

King Nebuchadnezzar was furious! He commanded that Shadrach, Meshach, and Abednego be brought before him. When they arrived he asked them, "Is it true that you do not serve my gods or worship the image I set up? When you hear the music, if you fall down and worship the statue, all will be forgiven, but if you do not worship the statue, I will immediately throw you into the fiery furnace! What god that can save you?"

Shadrach, Meshach, and Abednego answered the king and said, “We don’t have to explain ourselves to you. If this is your rule, our God can save us from the fiery furnace and from your anger O King. But if our God doesn’t save us, we will still not serve your gods or worship your statue!”

Then King Nebuchadnezzar was filled with rage against Shadrach, Meshach, and Abednego and he ordered the furnace to be heated to seven times hotter than normal. He ordered some of his strongest men (aka mighty men) to bind Shadrach, Meshach, and Abednego and to throw them into the fiery furnace. Because the king’s order was so fast, the furnace overheated and as the mighty men were throwing Shadrach, Meshach, and Abednego into the furnace, the mighty men died from the heat and Shadrach, Meshach, and Abednego fell into the fiery furnace.

The King was watching all of this and suddenly he jumped up and asked his counselors, “ Didn’t we throw three men into the fire?” They answered him “Yes, only three” and the King responded, “But I see four men walking around in the fire! They aren’t hurt or burned, and the fourth man looks like a son of the gods!”

Then Nebuchadnezzar went to the door of the fiery furnace and said, “Shadrach, Meshach, and Abednego, servants of the Most High God, get out of there and come here!” So Shadrach, Meshach, and Abednego came out of the fire and all the governors, counselors, and rulers of the land saw that the fire didn’t harm them. The hairs on their heads were not singed, their cloaks were not burned, they didn’t even smell like smoke! Nebuchadnezzar saw this too and said, “Blessed be the god of Shadrach, Meshach, and Abednego, who saved his servants from the fiery furnace! They trusted in Him and chose the fiery furnace over worshiping any god but their own. Because of this, I make a decree that Any people, nation, or language that speaks anything against their God will be killed and their houses destroyed. There is no other god who is able to rescue the way that Shadrach, Meshach, and Abednego’s God does.” Then the king promoted them in Babylon.

Review Questions

What were the people commanded to do when they heard the music?
(Bow down to the golden statue)

What was the punishment for not bowing to the statue?
(They would be thrown into the fiery furnace.)

Did Shadrach, Meshach and Abednego bow when the music played?
(No!)

What happened when Shadrach, Meshach and Abednego were thrown in?
(They were unharmed. Another man was seen with them. Etc...)

How many men were in the furnace? Who was the fourth man?
(4, Jesus or the Angel of the Lord)

Activities & Games

Musical Chairs Game (Introductory Activity)

What You Need:

- Chairs (1 less than the number of children)
- Music

How to Play:

- Explain that every time the music starts, the students must walk around the chairs in a circle.
- When the music stops, the students must sit down immediately.
- Remove one (or more) chair and continue as time allows.

Application:

- Ask the students if it was hard to stand up as soon as the music started and sit down as soon as it ended.
- Explain that music is a part of today's Bible story.

Craft Project: Fiery Furnace Hand Spinner

What You Need:

- Stiff paper (card stock), scissors, crayons/markers, glue sticks
- Wooden craft dowels or round chopsticks
- Print out a copy of Activity Sheet 2.3 for each child on card stock.

How to Make It:

- Have each child color and cut out both circles.


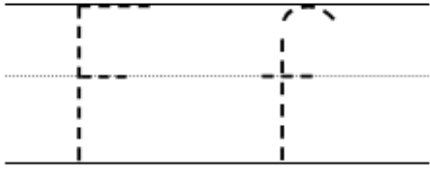
- Glue the wooden stick on the center bottom half of the back of one of the circles.
- Glue the other circle on top of the wooden stick. Make sure that the images are aligned with one another.

Application:

- Remind the students that God loves us and helps us, no matter where we are.


Activity Sheets/Coloring Pages


- 2.1 – “Fire Tracer” Coloring Page
- 2.2 – “Shadrach, Meshach & Abednego” Coloring Page
- 2.3 – Fiery Furnace Hand Spinner
- 2.4 – Easy Word Search
- 2.5 – Shadrach, Meshach & Abednego Maze




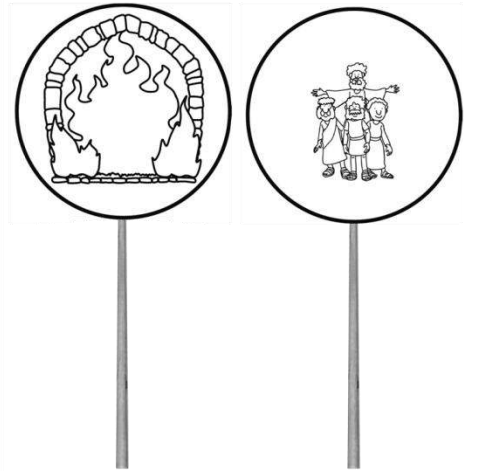
fire

Shadrach, Meshach and Abednego





Fiery Furnace Hand Spinner



Shadrach, Meshach & Abednego Word Search


Y C L E G N A T
C I S U M N J O
T J Y F O R T H
X T R U S T Y M

ANGEL
FORTH
HOT
MUSIC
TRUST



Shadrach, Meshach and Abednego Maze

Help King Nebuchadnezzar see the FOUR men in the fire and free them.



Lesson Three: God Gives Me the Choice to Obey (Preschool)

Lesson Theme

I will choose to obey God and do what is right!

Theme Verse

“Make a clean break with your sins and invest in what is right.” (4:27 VOICE)

Bible Story - Nebuchadnezzar's Pride & Punishment

Active Listening Activity

Before sharing the Bible story, give each student a copy of use Activity Sheet 3.1 (“Nebuchadnezzar’s Dream” Coloring Page) and allow them to color while you tell the story.

Daniel 4 (Paraphrase)

A long time ago in a land far, far away called Babylon, there lived a king. This king’s name was Nebuchadnezzar. King Nebuchadnezzar was the greatest king of one of the greatest kingdom that ever existed. All this ‘greatness’ kind of went to the king’s head. He became very proud of all he had accomplished.

One day, while Nebuchadnezzar was sleeping, God sent him a vision. He had a vision of a giant tree that was tall and green, and it provided shade and fruit for everyone—birds, animals and even people. But in his vision, a holy messenger commanded that the tree be chopped down, leaving only the stump to remind the people of the greatness of the tree.

One of the king’s wise men, Daniel, explained the dream to the king. He said, “Here is what the dream means: the kingdom of Babylon will fall and you, O King, will live outside and eat grass like an animal for seven years. God is doing this to you so you will learn that He is the one who rules over the kingdoms of the world.” Then Daniel begged the king, “Please take my

advice. Stop sinning and do what is right. Break from your wicked past and be merciful to the poor. Show God that you've really changed and then maybe he will change His mind and let you remain as king."

The king did not change. In fact, a whole year went by and nothing ever happened. Then one day, as King Nebuchadnezzar was looking out from the roof of his palace, he said, "Look at what an awesome city I have built. Babylon is my creation. I built this by my own power. I built this as my royal home so everyone can see how awesome I am."

As the king was saying those words, a holy messenger came down and proclaimed, "O King Nebuchadnezzar, you are no longer the king of this kingdom. You will no longer live like a real person; you will live in the fields with the wild animals and eat grass to keep you alive. For seven years, you will live like that. Then we will see if you have changed your attitude and recognize that God is the One who is really in control."

And so it happened, just as the holy messenger said...

You see, King Nebuchadnezzar was also given a choice to honor and recognize God as the ruler over everything. Do you remember what Daniel said would happen to him? Just after declaring how great he was and how awesome the city of Babylon was, God declared that he would lose his kingship and live like an animal for seven whole years. So Nebuchadnezzar lived out in the fields like an animal for seven years.

At the end of that seven years of living like an animal, the Bible tells us that Nebuchadnezzar looked up to heaven—his sanity restored—and he 'praised and worshipped the Most High and honored the one who lives forever' (Daniel 4:34a). In fact, Nebuchadnezzar went on to say this about God:

His rule is everlasting,
and his kingdom is eternal.
All the people of the earth
are nothing compared to him.
He does as he pleases
among the angels of heaven
and among the people of the earth.

No one can stop him or say to him,
'What do you mean by doing these things?'

"When my sanity returned to me, so did my honor and glory and kingdom. My advisers and nobles sought me out, and I was restored as head of my kingdom, with even greater honor than before.

"Now I, Nebuchadnezzar, praise and glorify and honor the King of heaven. All his acts are just and true, and he is able to humble the proud." (Daniel 4:34b-37)

When Nebuchadnezzar recognized God as the supreme ruler of all things, God restored him as the King over the Babylonian Empire. But there was even more to it than that! You see, Nebuchadnezzar recognized that before his seven years living like a wild animal, he was a very prideful person. The king realized that God was the one who humbled him and brought him to a point of repentance.

The Bible says, "God opposes the proud, but gives grace to the humble" (Proverbs 3:34, James 4:6 and 1 Peter 5:5). The Bible also tells us that God hates a prideful attitude (Proverbs 6:16-17), and He will do whatever it takes to humble us and bring us to repentance!

What is it going to take in your life for God to get your attention?

When faced with this decision, will you choose your way or God's way?

Review Questions

How did King Nebuchadnezzar feel when he looked out at Babylon?
(He was filled with pride. He saw it as his greatest accomplishment.)

What was Nebuchadnezzar's dream? Who told the king what it meant? What did he say? (He dreamed of a great tree that would be chopped down, leaving only the stump of the tree. This meant that he no longer be the king of Babylon. He also dreamed of a man whose mind changed from a man to an animal. Daniel told him that he was that man.)

Why did God make Nebuchadnezzar live like an animal?

(It was God's plan to humble him so he would recognize that God is the ruler over everything.)

What happened when the seven years were over?

(God allowed him to think like a human again and he once again became the king of Babylon. He praised God for being in control of everything, including the King of Babylon.)

When faced with the decision to obey God or do what you want, what will you do?

Why is it important to obey God?

Activities & Games

Building Block Challenge (Introductory Activity)

What You Need:

- Multiple, matching sets of building blocks (wooden blocks, legos, etc.)
- Flat surface that is sturdy for the students to work on. This can be the floor if solid table tops are not available.

How to Play:

- Divide the group into multiple teams (however many sets of blocks that you have available).
- Explain to the students that the goal of this activity is to build the most unique structure out of the sets of blocks within 3 minutes. After the students complete their structures, take pictures of each one with a digital camera.
- Next, explain that they will have another 3 minutes to build the tallest and strongest tower possible out of their sets of building blocks. Again, take pictures of each tower when completed.

Application:

- Ask the students how they felt about their structures. "Was yours the best out of all of them?"
- Explain that the man in our story today was a great builder just like them, but his problem was that he was too proud of what he built.

"God Warns the King in a Dream" Craft

What You Need:


- Copies of Activity Sheets 3.2 (A & B) – "God Warns the King in a Dream" for each student
- Colors, scissors, glue (or tape) and brads.

How to Make It:

- Have students color the tree and decorate it with fruit and birds (use stickers if you want).
- After the student has finished coloring his tree, cut out the top and bottom of the tree. Attach the bottom of the tree to Activity Sheet 3.2B with glue.
- Attach the top of the tree to the stump using a brad. The tree will be able to fall over, leaving the stump.

Activity Sheets/Coloring Pages

- 3.1 – "Nebuchadnezzar's Dream" Coloring Page
- 3.2A – "God Warns the King in a Dream" Craft
- 3.2B – "God Warns the King in a Dream" Craft
- 3.3 – "Obedience" Coloring Page




God used Daniel to interpret King Nebuchadnezzar's dream. Because of Nebuchadnezzar's pride, God was going to punish him for seven years by driving him away from his kingdom and making his mind like an animal's (Daniel 4:23).


GOD WARNS THE KING IN A DREAM

"These were the visions of my head while on my bed: I was looking, and behold, a tree in the midst of the earth, and its height was great. The tree grew and became strong; its height reached to the heavens, and it could be seen to the ends of all the earth. Its leaves were lovely, its fruit abundant, and in it was food for all. The beasts of the field found shade under it, the birds of the heavens dwelt in its branches, and all flesh was fed from it" (Daniel 4:10–12).



GOD WARNS THE KING IN A DREAM





Make a clean break
with your sins and
invest in what is right.

Daniel 4:27

Lesson Four: Obey God No Matter What (Preschool)

Lesson Theme

God loves me very much. I will obey Him to show how much I love Him.

Bible Story - Daniel in the Lions' Den

Active Listening Activity

Before sharing the Bible story, teach the students four movements for them to do when they hear the matching words in the Bible story:

- 9) *king – pretend to put on a crown*
- 10) *God/Jehovah – point up*
- 11) *pray – fold hands together*
- 12) *lion – hold hands out like lion's paws*

Daniel 6 (Paraphrase)

Darius became the new king of Babylon and put Daniel in charge of the whole empire. All of the other officials became jealous of Daniel. They looked for ways to get Daniel in trouble, but could not find anything that Daniel had done that was wrong.

The officials knew that Daniel worshiped the God of the Hebrews, Jehovah. They decided to use this against him. They convinced King Darius to make a new law that said for 30 days no one could pray to any god or man except King Darius. Anyone who broke this law would be sentenced to death by being thrown into the den of lions.

Because the law of that empire was very strict, once King Darius signed this new law it could not be changed—not even by King Darius himself. When Daniel heard about the law, he went to his house, knelt down by an open window, and prayed to God. He knew that he was breaking King Darius' law, but he was obeying God just as he had always done before. He was more concerned about obeying God than the king.

The officials told King Darius what happened—how that Daniel had broken the new law. When Darius heard this, he became very sad, because Daniel was his friend. All day long, he tried to figure out a way to save Daniel. But, at the end of the day, King Darius had to carry obey the law and sentence Daniel to death in the lions' den.

As Daniel was being taken to the lions' den, Darius said, "I hope that your God will rescue you, Daniel!" The king left, and Daniel was cast into the den of lions. That night, the king could not sleep. Early the next morning, King Darius ran out to the lions' den and shouted, "Daniel, has your God been able to save you from the hungry lions?"

Daniel said, "My God sent His angel and shut the mouths' of the lions. They have not hurt me." This made the king very happy. He ordered that Daniel be taken up out of the lions' den and all the men who had tried to trap Daniel were thrown in. Then Darius wrote a new law that everyone in all the empire should worship the God of Daniel—Jehovah.

Review Questions

Who was in the story?

(Daniel, King Darius, people who wanted to hurt Daniel)

What did Daniel do that they thought was wrong?

(Prayed to God)

What happened to Daniel because he did this?

(Thrown into the lions' den)

Did Daniel get hurt? Why?

(No, because God shut the mouths of the lions)

What was your favorite part of the story?

Activities & Games

The Secret Animal Game (Introductory Activity)

What You Need:

- Scissors
- Secret Animal Game Cards (print out Activity Sheet 4.1 in either color or B&W)
- Enough cards for each student to have one.
- Be sure that every card has a match. You don't want a student to be isolated without a partner at the end of the game.

How to Play:

- Distribute Game Cards and ask kids to keep their animals a secret. Be sure everyone knows what sound the animal makes that is on their card.
- Explain that at your signal all students will make the sound their animals make and will walk around listening for others who are making the same animal sound.
- Signal the students to begin making their animal sounds—no talking allowed.
- Once everyone has found their partners, if time permits, repeat the activity.

Application:

- Ask the students to tell which one of the animals they heard was a wild animal.
- Explain that wild animals are part of today's Bible story.

Freeze Lion

What You Need:

- A strong back and good knees.
- Or another person to demonstrate how lions crawl.
- Lion Masks (if you want to do the Craft Project below)

How to Play:

- Show the children how to be a lion by crawling on the floor, using his hands as claws and making loud roars with his mouth.

- Play a “freeze” game.
- Choose one child (or a teacher’s assistant) to be Daniel and you play the part of the angel.
- Have the children move around the room pretending to be lions and roaring at Daniel.
- When the ‘lions’ get too close to Daniel, signal the ‘lions’ to freeze. Each child must stop and stay still until you say ‘unfreeze.’

Application:

- Let the game continue for a while. The ‘lions’ will soon learn that they have to not get too close to Daniel if they want to continue moving around the room.
- Talk to the children about how God used His angel to keep the mouth of the lions closed to keep Daniel safe. Explain that God’s angels are still working today to keep us safe too.

Craft Project: Lion Mask

What You Need:

- Stiff paper, scissors, elastic string, crayons, hole punch
- Print out a copy of Activity Sheet 4.5 for each child on stiff paper.



















How to Make It:

- Have each child color their own picture of the lion’s head.
- Cut out the lion’s head (be sure to write the name on the back).
- Punch holes in each side and cut out the eye holes.
- Tie the elastic string through the punched holes to make a strap for the mask.



















Activity Sheets/Coloring Pages

- 4.1 a – “The Secret Animal Game”
- 4.1 b – “The Secret Animal Game”
- 4.2 – Hebrews 13:6
- 4.3 – Daniel Relaxing
- 4.4 – Daniel Praying
- 4.5 – Lion Mask

Activity Sheet 4.1a - Daniel in the Lions' Den - "The Secret Animal Game"

 <p>Lion</p>	 <p>Pig</p>	 <p>Cow</p>
 <p>Lion</p>	 <p>Pig</p>	 <p>Cow</p>
 <p>Parrot</p>	 <p>Dog</p>	 <p>Cat</p>
 <p>Parrot</p>	 <p>Dog</p>	 <p>Cat</p>
 <p>Horse</p>	 <p>Sheep</p>	 <p>Chicken</p>
 <p>Horse</p>	 <p>Sheep</p>	 <p>Chicken</p>

Activity Sheet 4.1b - Daniel in the Lions' Den - "The Secret Animal Game"

 <p>Lion</p>	 <p>Pig</p>	 <p>Cow</p>
 <p>Lion</p>	 <p>Pig</p>	 <p>Cow</p>
 <p>Parrot</p>	 <p>Dog</p>	 <p>Cat</p>
 <p>Parrot</p>	 <p>Dog</p>	 <p>Cat</p>
 <p>Horse</p>	 <p>Sheep</p>	 <p>Chicken</p>
 <p>Horse</p>	 <p>Sheep</p>	 <p>Chicken</p>

Daniel in the Lions' Den



The Lord is my help—
I won't be afraid of
anything. How can
anyone harm me?

Hebrews 13:6



DANIEL IN THE LIONS' DEN

Daniel in the Lions Den





Lion MASK