

Lesson Two: Do I Really 'Wanna' be Guilty? (Adult)

Lesson Theme

God is able to save and rescue me, but even if he chooses not to rescue me, I will still be obedient to Him! We are called to be obedient regardless of the outcome.

Theme Verse

"... the God we serve is able to rescue us... and release us from your power... But even if He does not, O king, you can be sure that we still will not serve your gods..." (3:17-18, Voice)

Inductive Bible Discussion Guide

Brief Explanation

- This discussion guide is designed for just that... discussion. When I lead discussion group Bible studies, I do not have answers anywhere in the material, nor do I use a leader's guide with all the answers written in.
- This is INTENTIONAL! I believe that the discipleship process should be an encounter with God, not just listening to someone else tell you what words to write down to fill in the blanks.
- Our goal is to help you facilitate discovery learning for your students. As the questions are asked, every participant (including the leader) is required to search God's Word to discover the appropriate morsel of truth. When facilitators are 'armed' with all the answers, they are less likely to allow the time needed for individuals to process the question and formulate an answer.
- Don't be afraid of silence! That discovery process is the key to the success or failure of this process. It is in those moments of silence that we stop teaching and the Holy Spirit takes over!
- We cannot forget what Jesus said in John 16:13: *"when he, the Spirit of truth, is come, he will guide you into all truth."*

- For a deeper look at the issues presented herein, please look at the "Daniel – Teacher's Guide" or listen/watch the corresponding sermons at www.templerogers.org/obe/daniel_resources/)
- For a deeper discussion of how to lead an inductive style, Bible discussion group, please download the "Leading Small Group Bible Studies" resource by clicking [HERE](#).

Ice Breaker Questions

What's the hardest thing you've ever had to do? Why was it so difficult?

In your experience, how do people usually behave in stressful situations?

Have you ever had to stand up for your beliefs? What happened?

Discussion Guide

The Situation They Found Themselves In

Read Daniel 3:1-7. What was happening on the plains of Dura? How tall was the statue? (1 cubit=1.5 feet) What is that equivalent to today?

Who was gathered together in this place? Why were they gathered?

Once everyone was there, what did the king command them to do? What would happen to anyone who was unwilling to do this?

Did everyone obey this command? Who did not?

The Accusation They Were Guilty Of

Read Daniel 3:8-12. Who accused the three Hebrews? From what you know about these Hebrews (1:17-21 and 2:48-49), why would the other officials want to get them in trouble?

Have you ever had someone that hated you and tried to get you in trouble? What was their reason why? How did you deal with it?

What were the charges brought against the Hebrews? (verse 12)

The Cross-Examination They Went Through

Read Daniel 3:13-18. What did the king do when he heard about this?

What options were the three Hebrews given by the king? How did they respond? What was the basis of their decision?

Have you ever been in a position that was “between a rock and a hard place”? How did you make your decision?

Read verse 18 again. Did Shadrach, Meshach and Abednego doubt God’s power to save them? Why did they say this?

The Conviction They Agreed To

Read Daniel 3:19-23. How did Nebuchadnezzar react to their stand?

When they were thrown into the fire, the Bible says there were four men in the fire. Who was the fourth man in the fire? What was the ultimate purpose for this miraculous deliverance?

What did Nebuchadnezzar do as a result of this experience? Did he experience a saving faith in God after this happened? Or did he just add Jehovah God to the list of his other gods? What is the difference between trusting God with all that you are and believing that He exists?

The Application We Need

Look through the first three chapters of Daniel. What specific actions and attitudes enabled the three Hebrews to stay close to God? (i.e. prayer, obedience, dedication, etc.)

How can we give up our control and put our life in God’s hands just as Shadrach, Meshach, and Abednego did?

Who is writing the script for your life? Are you trying to control it or are you letting God take the reins?

How will you live out the truth of this passage?

- **Be faithful.** Ask God to meet you at camp this week. Ask Him to help you find an accountability partner that will help you continue to seek him throughout this next year.
- **Be involved.** Get involved in ministry and service. Encourage others in their walk with Jesus. Become a Prayer Warrior! See Activity Sheet 2.3.
- **Be bold.** Stand up for truth no matter what the outcome. Get involved in a mentoring relationship with someone! Become a mentor yourself. See Activity Sheet 2.4.

Activities & Games

Activity Sheets/Coloring Pages

- 2.1 – “Zentangle Fire”
- 2.2 – “The Fiery Furnace” Coloring Page
- 2.3 – “How to be a Prayer Warrior”
- 2.4 – “Standing Together”


ZENTANGLE




A zentangle is a unique artistic design. With zentangle, no eraser is needed.

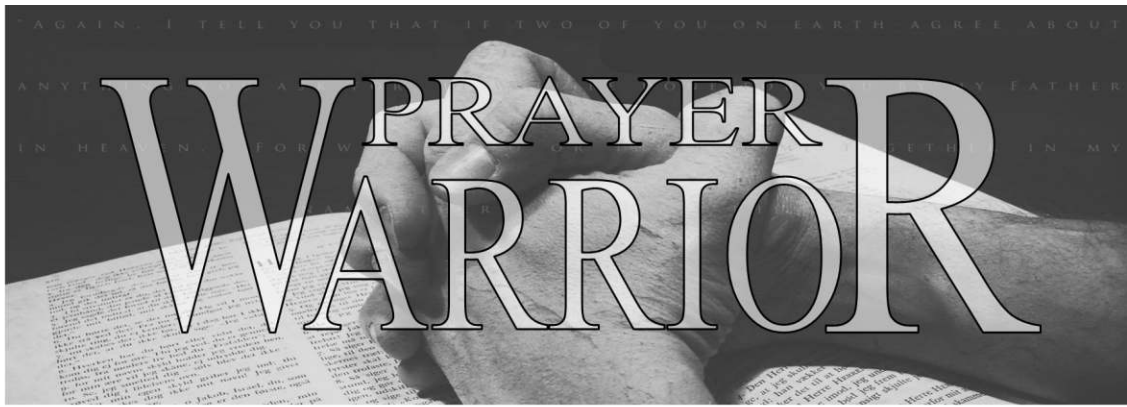
Just as in life, we can not erase events and mistakes, instead we must build upon them and make progress from any event.

As you participate in the lesson this morning, try filling in the blank lion below with your own tangles. You can use basic shapes and patterns to create something as unique as you!





“O Nebuchadnezzar, we do not need to defend ourselves before you. If we are thrown into the blazing furnace, the God whom we serve is able to save us. He will rescue us from your power, Your Majesty. But even if he doesn’t, we want to make it clear to you, Your Majesty, that we will never serve your gods or worship the gold statue you have set up.”



How to become a Prayer Warrior:

1. **Make a commitment.** Tell a friend. Put it on your calendar. Set a timer. Make it real. Without it, all those other “have to do’s” will push prayer out.
2. **Pray before the world starts calling your name.** It’s easier to fight distractions (class, to-do list, phone, emails, etc.) before we are surrounded by them than after.
3. **Find a place/time that is solely for your prayers.** I use my husband’s office in the evening because it’s away from distractions, has enough room to walk around in, and I won’t be bothered when I start praying out loud. Even walking into the room helps to focus my brain on prayer instead of my to-do list.
4. **Walk and pray.** Try going outside and praying as you walk around. Look up to the heavens and feel a closeness to God that you can’t always feel under a roof.
5. **Pray out loud.** Out loud prayers seem to be the most honest and child-like instead of hiding behind pomp and those Christian buzzwords. Hearing your words out loud helps to keep you focused.
6. **Write it down.** When you find yourself distracted, try writing out your prayers like a letter to God.
7. **Find an accountability partner.** Look for a friend to join you and encourage each other to make daily time in prayer.

How to pray each day of the week:

Sunday: Adoration and Thanksgiving

(Spend a day just thanking God for who he is and what he’s done in your life. No requests, just thanks)

Monday: World/Our Nation and Leaders

(Choose a country and pray for their biggest need. Pray for the president, your state senators and congressmen and whatever current events are happening)

Tuesday: Your School

(Pray for the school Leaders, the students, the staff, and that God would move on campus)

Wednesday: Family/Friends

(Pray for those closest to you, place them in God’s hands and intercede for them)

Thursday: Your Loves

(Current or Future Spouse and children)

Friday: Your Hurts

(Pray forgiveness for those that have wronged you, and lay down whatever is hurting your soul at the feet of our King.)

Saturday: Your Church/ other Ministries

(Pray for the leaders in your church and campus ministries. Pray for the members of these groups that their hearts will be prepared for the service on Sunday)

STANDING together

Living courageously is hard, and we aren't meant to do it alone. Standing without fear is easier when we have someone to stand with us. One of the best ways to foster this type of community is to seek out a mentor.

Begin to think and pray about an older individual that you trust and respect who could serve as a mentor to you. Ask God to guide you in this process.

Outline how you think you could benefit from a relationship like this. Ask the individual to meet with you so you can explain why you would like them to mentor you and how you would like to grow in your walk with Christ.

This may not be an easy conversation to have. It will require courage and vulnerability on your part.

Ask the person if they would be willing to walk with you as you seek Christ and learn to stand courageously for what you believe. If the person agrees, set up a meeting plan and dive into what God has for you.

Who might be a good mentor for you?

In the space below, write out a prayer, asking God to guide you through this process. List any possible mentors at the bottom.

A spiral-bound notebook with lined pages, intended for writing a prayer and listing mentors. The notebook is shown from a slightly elevated angle, with the spiral binding on the left side. The pages are white with light blue horizontal lines. The notebook is open to a blank page, ready for use.